





District Health Assessment for Multiple District 107 through May 2025

		Clubs							Membership							Member Strength		Cancellation		Reports			Finance	Leadership			
District Name	Status/ Number of Months in Status *	Active Clubs	Clubs in Status Quo	Total Clubs	% Status Quo Clubs in Financial Suspension	New Clubs	Cancelled Clubs	YTD Net Club Gain/ Loss	Current Members In Active Clubs	Current Members In Status Quo Clubs	Current Total Members Count	YTD Add	YTD Drop	YTD NetGrowth (includes Active and Status Quo)	YTD NetGrowth% (includes Active and Status Quo)	Member Count 12 Months Ago	Average Member Count Per Club	% of Clubs with less than 20 members	Average Cancelled Club Age	Members Lost Due to Cancelled Clubs	% of Clubs Reporting Service	% No MMR in 3 Months	% No Officer Report in 12 months	% of Clubs with balance 90+ days	Number of Zone Chairs Recorded	Number of Region Chairs Recorded	District Officers Vacancies **
107 A		76	0	76	0%	1	2	-1	1735	0	1735	101	156	-55	-3.07%	1,824	23	37%	39	0	62%	36%	1%	0%	14	4	
107 B	T(24)	41	0	41	0%	0	0	0	784	0	784	41	53	-12	-1.51%	803	19	54%	0	0	63%	27%	0%	0%	8	3	
107 C		74	0	74	0%	0	1	-1	1756	0	1756	108	94	14	0.80%	1,776	24	28%	64	0	57%	24%	0%	1%	11	0	
107 D	T(13)	50	0	50	0%	0	2	-2	1164	0	1164	68	87	-19	-1.61%	1,217	23	44%	18	0	68%	28%	0%	0%	9	0	
107 E		67	0	67	0%	0	1	-1	1373	0	1373	64	105	-41	-2.90%	1,435	20	46%	19	0	82%	45%	0%	3%	11	0	
107 F		55	0	55	0%	0	0	0	1264	0	1264	38	82	-44	-3.36%	1,311	23	31%	0	0	55%	53%	0%	4%	9	4	
107 G	T(24)	48	0	48	0%	0	3	-3	927	0	927	57	66	-9	-0.96%	968	19	54%	47	0	73%	27%	0%	0%	0	0	GLT
107 H	T(24)	39	0	39	0%	0	2	-2	949	0	949	62	69	-7	-0.73%	963	24	28%	47	12	100%	31%	0%	0%	8	0	
107 I	T(24)	44	0	44	0%	0	1	-1	828	0	828	45	55	-10	-1.19%	859	19	57%	52	0	68%	32%	0%	2%	8	3	
107 K	T(24)	37	0	37	0%	0	1	-1	879	0	879	42	75	-33	-3.62%	916	24	30%	54	21	78%	27%	0%	3%	6	4	
107 L	T(24)	34	0	34	0%	1	1	0	788	0	788	63	70	-7	-0.88%	804	23	38%	55	13	91%	35%	0%	0%	8	4	
107 M		55	0	55	0%	0	0	0	1262	0	1262	74	91	-17	-1.33%	1,290	23	38%	0	0	80%	20%	0%	0%	10	4	
107 N		66	0	66	0%	0	0	0	1343	0	1343	74	72	2	0.15%	1,368	20	56%	0	0	82%	39%	0%	0%	12	0	
107 O	T(24)	50	0	50	0%	0	0	0	867	0	867	39	60	-21	-2.36%	889	17	62%	0	0	56%	54%	2%	0%	8	0	
		736	0	736	0%	2	14	-12	15919	0	15919	876	1135	-259	-1.60%	16,423	22	43%	42	46	71%	35%	0%	1%	122	26	




District Health Assessment for Multiple District 107 through May 2025

 Status/ District Name of Months in Status *		Clubs							Membership							Member Strength		Cancellation		Reports			Finance		Leadership		
		Active Clubs	Clubs in Status Quo	Total Clubs	% Status Quo Clubs in Financial Suspension	New Clubs	Cancelled Clubs	YTD Net Club Gain/Loss	Current Members In Active Clubs	Current Members In Status Quo Clubs	Current Total Members Count	YTD Add	YTD Drop	YTD NetGrowth (includes Active and Status Quo)	YTD NetGrowth% (includes Active and Status Quo)	Member Count 12 Months Ago	Average Member Count Per Club	% of Clubs with less than 20 members	Average Cancelled Club Age	Members Lost Due to Cancelled Clubs	% of Clubs Reporting Service	% No MMR in 3 Months	% No Officer Report in 12 months	% of Clubs with balance 90+ days	Number of Zone Chairs Recorded	Number of Region Chairs Recorded	District Officers Vacancies **
109 A	T(24)	44	0	44	0%	0	4	-4	1066	0	1066	87	85	2	0.19%	1,106	24	45%	52	10	43%	48%	0%	20%	4	0	
109 B	T(24)	29	0	29	0%	0	0	0	652	0	652	35	48	-13	-1.95%	672	22	34%	0	0	59%	52%	7%	10%	1	0	2nd VDG, GLT
		73	0	73	0%	0	4	-4	1718	0	1718	122	133	-11	-0.64%	1,778	24	41%	52	10	49%	49%	3%	16%	5	0	




District Health Assessment for District 120 through May 2025

		Clubs							Membership							Member Strength		Cancellation		Reports			Finance	Leadership			
District Name	Status/ Number of Months in Status *	Active Clubs	Clubs in Status Quo	Total Clubs	% Status Quo Clubs in Financial Suspension	New Clubs	Cancelled Clubs	YTD Net Club Gain/Loss	Current Members In Active Clubs	Current Members In Status Quo Clubs	Current Total Members Count	YTD Add	YTD Drop	YTD NetGrowth (includes Active and Status Quo)	YTD NetGrowth% (includes Active and Status Quo)	Member Count 12 Months Ago	Average Member Count Per Club	% of Clubs with less than 20 members	Average Cancelled Club Age	Members Lost Due to Cancelled Clubs	% of Clubs Reporting Service	% No MMR in 3 Months	% No Officer Report in 12 months	% of Clubs with balance 90+ days	Number of Zone Chairs Recorded	Number of Region Chairs Recorded	District Officers Vacancies **
120	T(24)	55	2	57	100%	0	3	-3	1045	21	1066	42	74	-32	-2.91%	1,109	19	46%	24	21	16%	58%	0%	7%	10	4	
		55	2	57	100%	0	3	-3	1045	21	1066	42	74	-32	-2.91%	1,109	19	46%	24	21	16%	58%	0%	7%	10	4	



District Health Assessment for District 131 through May 2025

		Clubs							Membership							Member Strength		Cancellation		Reports			Finance	Leadership			
District Name	Status/ Number of Months in Status *	Active Clubs	Clubs in Status Quo	Total Clubs	% Status Quo Clubs in Financial Suspension	New Clubs	Cancelled Clubs	YTD Net Club Gain/Loss	Current Members In Active Clubs	Current Members In Status Quo Clubs	Current Total Members Count	YTD Add	YTD Drop	YTD NetGrowth (includes Active and Status Quo)	YTD NetGrowth% (includes Active and Status Quo)	Member Count 12 Months Ago	Average Member Count Per Club	% of Clubs with less than 20 members	Average Cancelled Club Age	Members Lost Due to Cancelled Clubs	% of Clubs Reporting Service	% No MMR in 3 Months	% No Officer Report in 12 months	% of Clubs with balance 90+ days	Number of Zone Chairs Recorded	Number of Region Chairs Recorded	District Officers Vacancies **
131	P	37	0	37	0%	1	0	1	742	0	742	55	42	13	1.78%	724	20	46%	0	0	59%	38%	5%	8%	0	0	
		37	0	37	0%	1	0	1	742	0	742	55	42	13	1.78%	724	20	46%	0	0	59%	38%	5%	8%	0	0	



District Health Assessment for Ident 5891 - REP OF LATVIA - UND through May 2025

Status/ District Name of Months in Status *		Clubs							Membership							Member Strength		Cancellation		Reports			Finance	Leadership			
		Active Clubs	Clubs in Status Quo	Total Clubs	% Status Quo Clubs in Financial Suspension	New Clubs	Cancelled Clubs	YTD Net Club Gain/ Loss	Current Members In Active Clubs	Current Members In Status Quo Clubs	Current Total Members Count	YTD Add	YTD Drop	YTD NetGrowth (includes Active and Status Quo)	YTD NetGrowth% (includes Active and Status Quo)	Member Count 12 Months Ago	Average Member Count Per Club	% of Clubs with less than 20 members	Average Cancelled Club Age	Members Lost Due to Cancelled Clubs	% of Clubs Reporting Service	% No MMR in 3 Months	% No Officer Report in 12 months	% of Clubs with balance 90+ days	Number of Zone Chairs Recorded	Number of Region Chairs Recorded	District Officers Vacancies **
Ident 5891 - REP OF LATVIA		3	1	4	100%	0	2	-2	21	2	23	1	12	-11	-32.35%	33	7	100%	29	7	0%	100%	0%	25%	0	0	
		3	1	4	100%	0	2	-2	21	2	23	1	12	-11	-32.35%	33	8	100%	29	7	0%	100%	0%	25%	0	0	

* - District Status: P - Provisional, T - Transitional.
** - District Officers Vacancies: DG - District Governor, 1st VDG - First Vice District Governor, 2nd VDG - Second Vice District Governor.